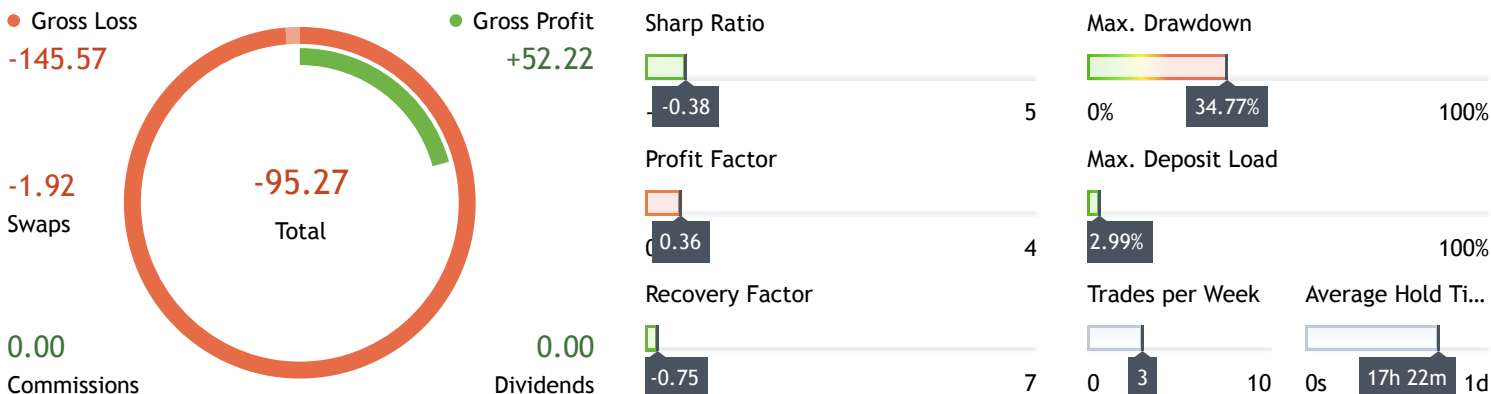
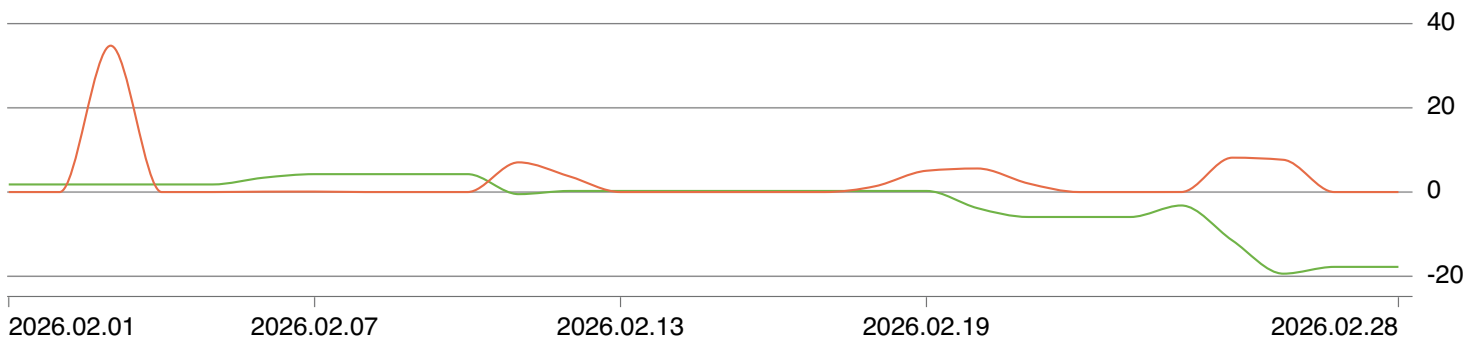


USD	-17.77%	18.55%	0.00 (0)	0.00 (0)	0.00	0.00	0.00
Currency	Gain	Trading Activity	Deposits	Withdrawals	Dividends	Corrections	Credit

1. Summary

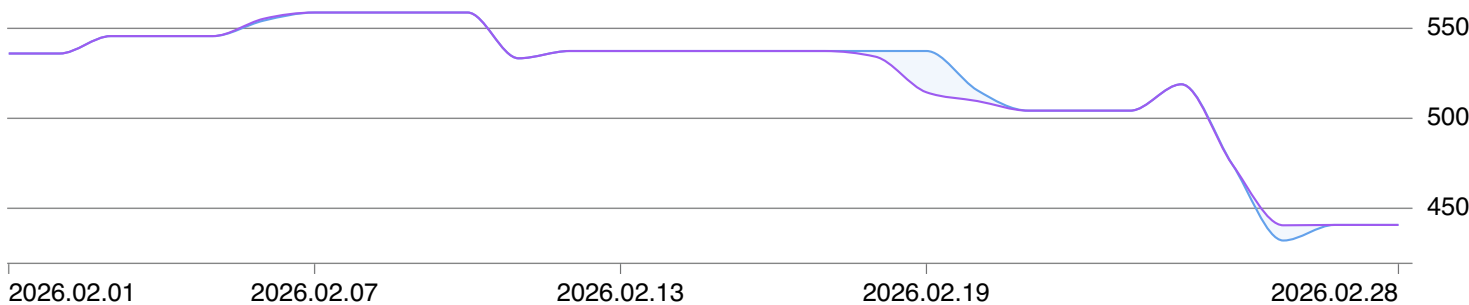


-17.77% **22.68%**
 ● Growth ● Drawdown



Year	Jan	Feb	Mar	Apr	May	Jun	Jul	Aug	Sep	Oct	Nov	Dec	Year
2026		-17.77											-17.77%
Total:													-17.77%

440.73 440.73
 ● Balance ● Equity

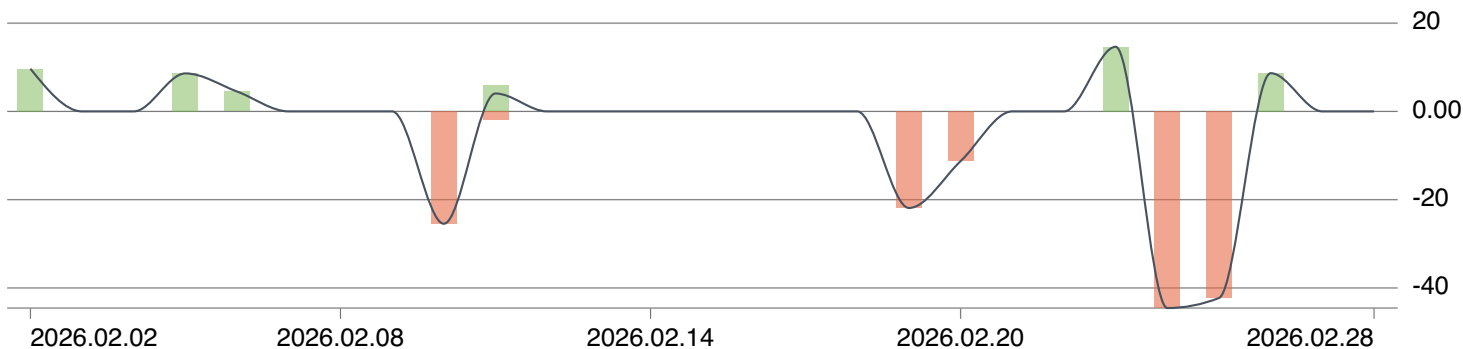


Year	Jan	Feb	Mar	Apr	May	Jun	Jul	Aug	Sep	Oct	Nov	Dec	Year
2026		-95.27											-95.27
Total:													-95.27

USD	-17.77%	18.55%	0.00 (0)	0.00 (0)	0.00	0.00	0.00
Currency	Gain	Trading Activity	Deposits	Withdrawals	Dividends	Corrections	Credit

2. Profit & Loss

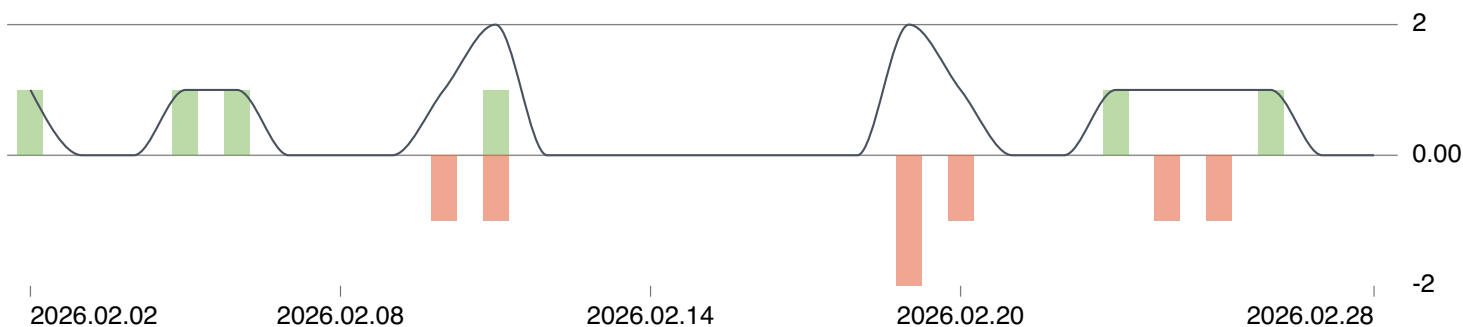
52.15	0.00	-1.92	-147.42	0.00
Profit	Dividends	Swaps	Loss	Commissions



	Jan	Feb	Mar	Apr	May	Jun	Jul	Aug	Sep	Oct	Nov	Dec	Year
2026													-95.27

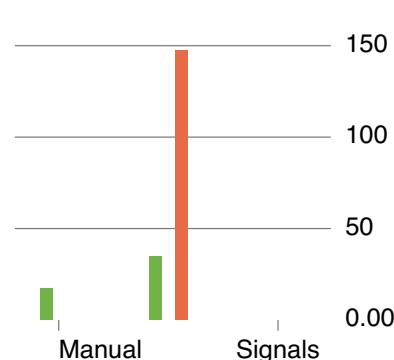
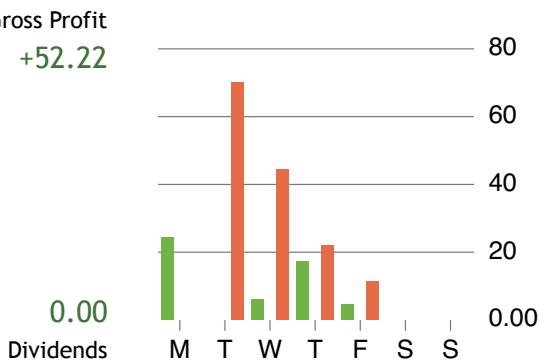
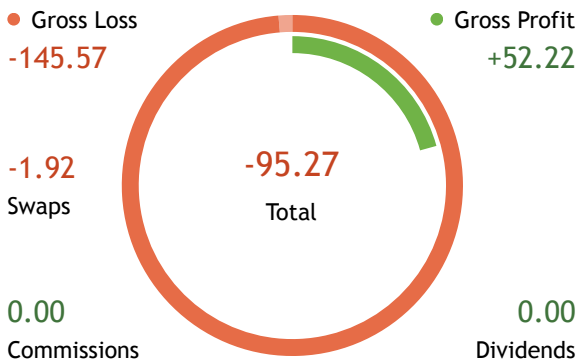
Total: -95.27

52.15	0.00	-1.92	-147.42	0.00
Profit	Dividends	Swaps	Loss	Commissions



	Jan	Feb	Mar	Apr	May	Jun	Jul	Aug	Sep	Oct	Nov	Dec	Year
2026		26											26

Total: 26

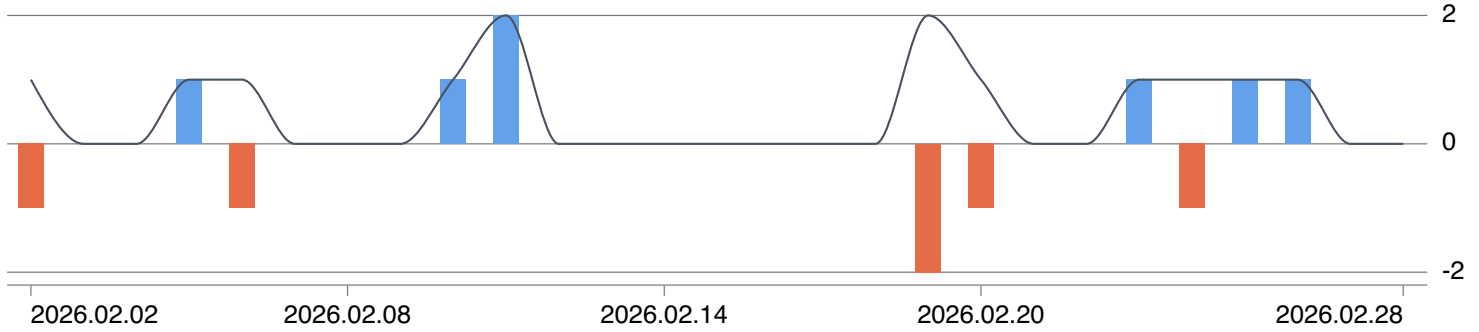


USD	-17.77%	18.55%	0.00 (0)	0.00 (0)	0.00	0.00	0.00
Currency	Gain	Trading Activity	Deposits	Withdrawals	Dividends	Corrections	Credit

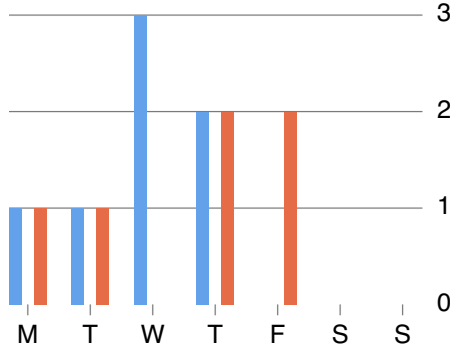
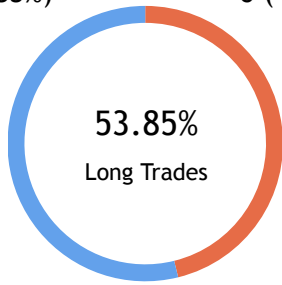
3. Long & Short

7 (53.85%) 6 (46.15%)

● Long ● Short



● Long ● Short
7 (53.85%) 6 (46.15%)




● Trading Robots ● Trading Signals
11 0




2 Manual Trading

Netto P/L: -95.27



Commissions: 0.00



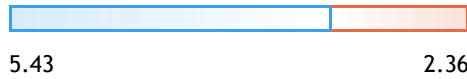
Trades: 13



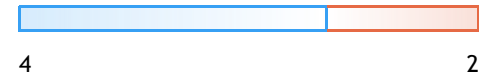
Average P/L: -7.56




Average Profit: 3.89




Win Trades: 6




Average P/L: -1.47%



Average Profit: 0.763%



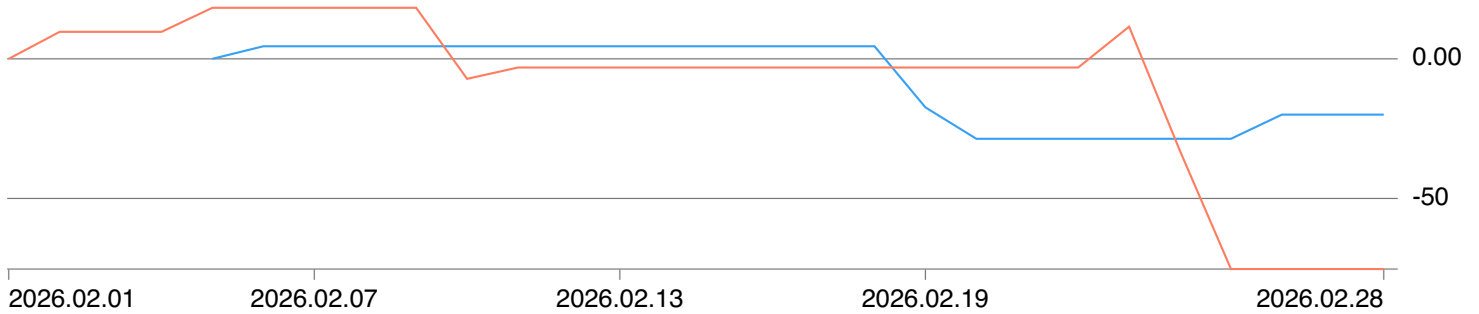
Win Trades: 46.15%



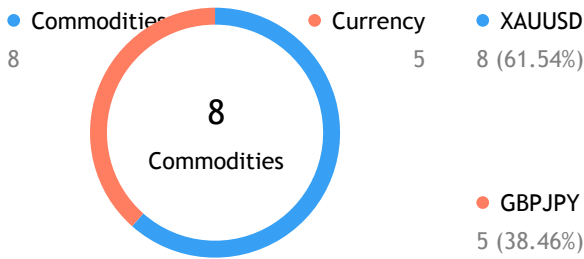
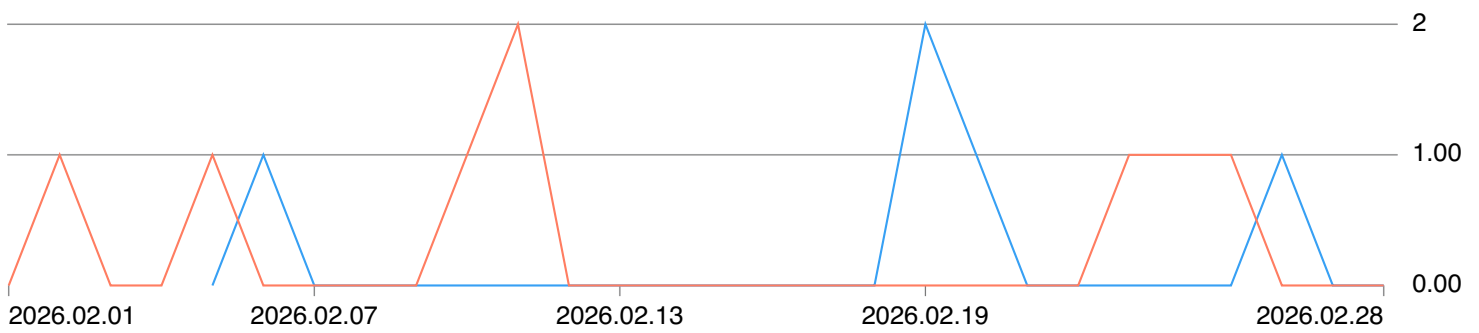
USD	-17.77%	18.55%	0.00 (0)	0.00 (0)	0.00	0.00	0.00
Currency	Gain	Trading Activity	Deposits	Withdrawals	Dividends	Corrections	Credit

4. Symbols

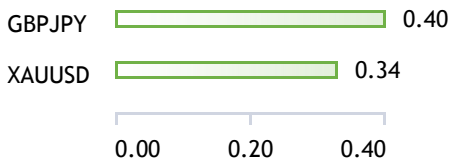
-19.98 -75.29
 ● GBPJPY ● XAUUSD



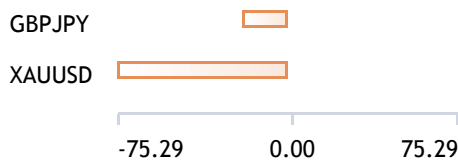
8 5
 ● XAUUSD ● GBPJPY



Profit Factor by Symbols



Netto Profit by Symbols



Fees by Symbols



USD	-17.77%	18.55%	0.00 (0)	0.00 (0)	0.00	0.00	0.00
Currency	Gain	Trading Activity	Deposits	Withdrawals	Dividends	Corrections	Credit

5. Risks

